

Find Data Gaps / Bulk Estimate

This is a 2 step process

1. Run the “Find Data Gaps” report to find data gaps to fill with an estimate
2. Upload the report to create estimates for data gaps

Find Data Gaps

Enter criteria to produce an extract of all gaps in the data (of any pedigree or status) for the selected activity (restricted by asset or asset type, if selected) each day in the selected date range.

If the volume of data or the time to produce it will be excessive, the report request will be denied and you should modify the request. Reducing the Estimation Date Range is recommended.

Activity

Asset or Measurement Device (optional)

Asset Type (optional)

Supplier Feed

Estimate for this Date Range * to

Estimation Method *

Export

The results of the extract can be used in DM Template Upload as a "Bulk Estimate Template" to create estimates

Go to DM Template Upload →

Select 'Find Data Gaps' from the 'Data Management' menu and enter an activity and date range

You can do estimates for just one asset or asset but this is optional

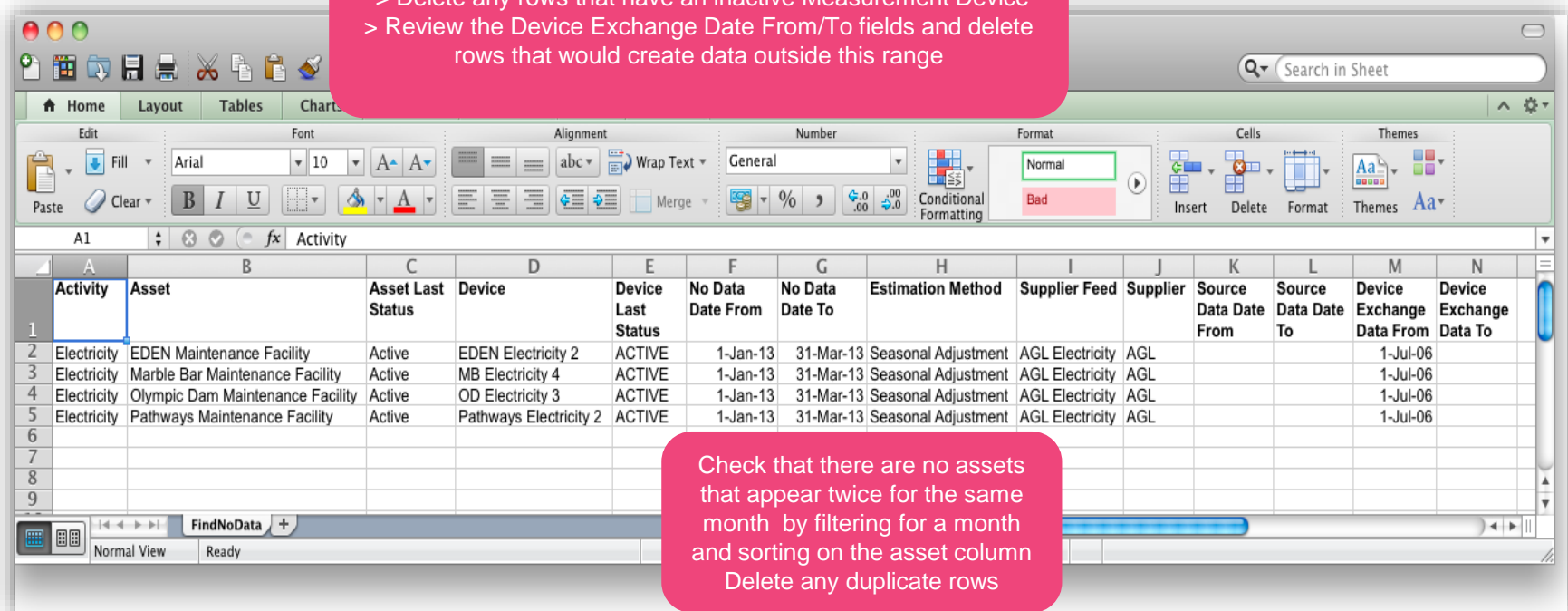
Choose the activity to create estimates for by starting to type the activity name then select from the options provided

Enter the month range you want to create an estimate for

You can change the estimation method, (not recommended)
Click export to create the report

Find No Data

- Open the Spreadsheet then
- > Delete any rows that have an inactive asset
 - > Delete any rows that have an inactive Measurement Device
 - > Review the Device Exchange Date From/To fields and delete rows that would create data outside this range



Activity	Asset	Asset Last Status	Device	Device Last Status	No Data Date From	No Data Date To	Estimation Method	Supplier Feed	Supplier	Source Data Date From	Source Data Date To	Device Exchange Date From	Device Exchange Date To
Electricity	EDEN Maintenance Facility	Active	EDEN Electricity 2	ACTIVE	1-Jan-13	31-Mar-13	Seasonal Adjustment	AGL Electricity	AGL			1-Jul-06	
Electricity	Marble Bar Maintenance Facility	Active	MB Electricity 4	ACTIVE	1-Jan-13	31-Mar-13	Seasonal Adjustment	AGL Electricity	AGL			1-Jul-06	
Electricity	Olympic Dam Maintenance Facility	Active	OD Electricity 3	ACTIVE	1-Jan-13	31-Mar-13	Seasonal Adjustment	AGL Electricity	AGL			1-Jul-06	
Electricity	Pathways Maintenance Facility	Active	Pathways Electricity 2	ACTIVE	1-Jan-13	31-Mar-13	Seasonal Adjustment	AGL Electricity	AGL			1-Jul-06	

Check that there are no assets that appear twice for the same month by filtering for a month and sorting on the asset column. Delete any duplicate rows.

Save the output file to your hard drive.

Find Data Gaps / Bulk Estimate

Upload the report as a data migration template to create estimates for

Find Data Gaps

Enter criteria to produce an extract of all gaps in the data (of any pedigree or status) for the selected activity (restricted by asset or asset type, if selected), for each day in the selected date range.

If the volume of data or the time to produce it will be excessive, the report request will be denied and you should modify the request. Reducing the Estimation Date Range is recommended.

Activity

Asset or Measurement Device (optional)

Asset Type (optional)

Supplier Feed *

Estimate for this Date Range * to

Estimation Method *

The results of the extract can be loaded in DM Template Upload as a "Bulk Estimate Template" to create estimates

Upload Data Migration Templates

Please ensure any prior dependent templates are loaded without errors and have been setup correctly.

Template Type *

Template File *

Click "Go to DM Template Upload"


Select 'Bulk Estimate Template' as the template type

Browse for your file and Click "Upload Template"













Find Data Gaps / Bulk Estimate

Upload the report as a data migration template to create estimates for data gaps










Import Data Migration Templates

Upload Template 

Admin Templates

Template Name	Upload History	Last File Uploaded	Upload Status	Loaded By	Date Uploaded	Download File
Relationships	View 	TestInMelbourne_08_RelationshipsTemplate.xls	SUCCESS	au.org.melbournehealth.admin	27 Aug 2019 09:30 AM	Original 
Organisation	View 	TestInMelbourne_07_OrgHierarchyTemplate.xls	SUCCESS	au.org.melbournehealth.admin	27 Aug 2019 09:15 AM	Original 
Measurement Device	View 	TestInMelbourne_06_MeasurementDeviceTemplate.xls	SUCCESS	au.org.melbournehealth.admin	27 Aug 2019 09:04 AM	Original 
Asset Hierarchy	View 	TestInMelbourne_05_AssetHierarchyTemplate.xls	SUCCESS	au.org.melbournehealth.admin	27 Aug 2019 08:38 AM	Original 
Asset	View 	TestInMelbourne_03_AssetTemplate_a.xls	SUCCESS	au.org.melbournehealth.admin	27 Aug 2019 08:31 AM	Original 
Configuration	View 	Error_DH_02_ConfigurationTemplate_NewActivitiesGroups (2).xls	CANCELLED	au.org.melbournehealth.admin	26 Apr 2018 03:39 PM	Original 

Usage Templates

Template Name	Upload History	Last File Uploaded	Upload Status	Loaded By	Date Uploaded	Download File	
Bulk Estimate Template	View 	findDataGapsTemplateElec201819Q3Q4v1.xls	Cancel Import 	UPLOADED	au.org.melbournehealth.admin	26 Sep 2019 04:33 PM	Original 
Water	View 	TestInMelbourne_10_Water.xls	SUCCESS	au.org.melbournehealth.admin	27 Aug 2019 09:33 AM	Original 	
Natural Gas	View 	TestInMelbourne_10_NaturalGas.xls	SUCCESS	au.org.melbournehealth.admin	27 Aug 2019 09:33 AM	Original 	
Green Power Peak Offpeak					27 Aug 2019 09:33 AM	Original 	
Green Power					18 Mar 2015 09:32 AM	Original 	

The status will change from "UPLOADED" to "PROCESSING" to "SUCCESS"...unless there are errors

If the Status changes to "ERROR" download the Error file and review
- Rows with no error message have been successful (do not reload)